

**850CB, 853CB and 856CB Billion Code remote controls (no longer available) are compatible with the following Garage Door Opener models.**

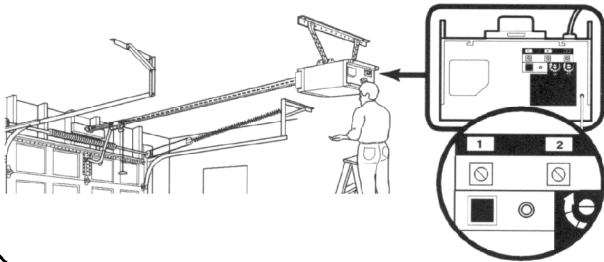
1100	3000	4600	4600-2k	7200	8100M	9602	711WHC
2100	4100	4600-2	5100	8100	9601	710WHC	

### Programming the 850CB Remote Control

Following is a set of instructions for programming your current 850CB remote control or adding an additional 850CB remote control.

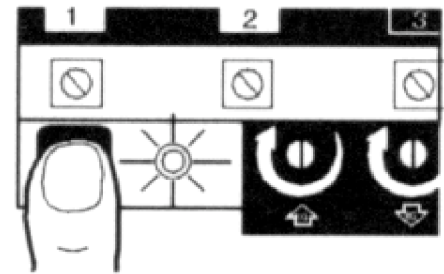
**1**

Locate the LEARN BUTTON on the back or side panel of the motor unit. You may need to remove a light cover or control panel cover to gain access. This button will be green and will have an LED indicator light next to it.



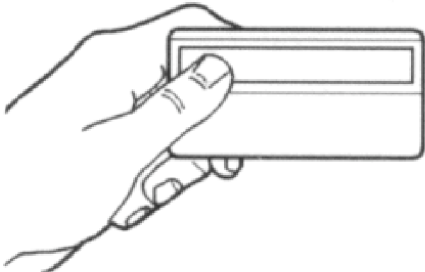
**2**

Press and release the LEARN BUTTON. The LED indicator light will glow steadily for 30 seconds.



**3**

Within this 30 second period, press and hold the button on the hand-held remote.



**4**

Release the button when the motor unit lights blink. It has learned the code. If light bulbs are not installed, two clicks will be heard.

